



MIAMI-DADE COUNTY
BUILDING AND NEIGHBORHOOD COMPLIANCE DEPARTMENT (BNC)
BOARD AND CODE ADMINISTRATION DIVISION

MIAMI-DADE COUNTY
PRODUCT CONTROL SECTION
 11805 SW 26 Street, Room 208
 Miami, Florida 33175-2474
 T (786) 315-2590 F (786) 315-2599

www.miamidade.gov/building

NOTICE OF ACCEPTANCE (NOA)

Building Performance Americas USA, Inc.
9415 Discovery Terrace #202
Bradenton, FL 34212

SCOPE:

This NOA is being issued under the applicable rules and regulations governing the use of construction materials. The documentation submitted has been reviewed and accepted by Miami-Dade County BNC - Product Control Section to be used in Miami Dade County and other areas where allowed by the Authority Having Jurisdiction (AHJ).

This NOA shall not be valid after the expiration date stated below. The Miami-Dade County Product Control Section (In Miami Dade County) and/or the AHJ (in areas other than Miami Dade County) reserve the right to have this product or material tested for quality assurance purposes. If this product or material fails to perform in the accepted manner, the manufacturer will incur the expense of such testing and the AHJ may immediately revoke, modify, or suspend the use of such product or material within their jurisdiction. BNC reserves the right to revoke this acceptance, if it is determined by Miami-Dade County Product Control Section that this product or material fails to meet the requirements of the applicable building code.

This product is approved as described herein, and has been designed to comply with the Florida Building Code, including the High Velocity Hurricane Zone.

DESCRIPTION: BPA Claw & Strap

APPROVAL DOCUMENT: Drawing No. **SD10-034**, titled "BPA Claw & Strap", sheet 1 through 5 of 5, dated 02/18/11, prepared by DLG Engineering, Inc., signed and sealed by Wimal Suaris, P.E., bearing the Miami-Dade County Product Control approval stamp with the Notice of Acceptance number and approval date by the Miami-Dade County Product Control Section.

MISSILE IMPACT RATING: None

LABELING: Each unit shall bear a permanent label with the manufacturer's name or logo, Sarasota, FL and following statement: "Miami-Dade County Product Control Approved", unless otherwise noted herein.

RENEWAL of this NOA shall be considered after a renewal application has been filed and there has been no change in the applicable building code negatively affecting the performance of this product.

TERMINATION of this NOA will occur after the expiration date or if there has been a revision or change in the materials, use, and/or manufacture of the product or process. Misuse of this NOA as an endorsement of any product, for sales, advertising or any other purposes shall automatically terminate this NOA. Failure to comply with any section of this NOA shall be cause for termination and removal of NOA.

ADVERTISEMENT: The NOA number preceded by the words Miami-Dade County, Florida, and followed by the expiration date may be displayed in advertising literature. If any portion of the NOA is displayed, then it shall be done in its entirety.

INSPECTION: A copy of this entire NOA shall be provided to the user by the manufacturer or its distributors and shall be available for inspection at the job site at the request of the Building Official.

This NOA consists of this page 1 and evidence page E-1, as well as approval document mentioned above. The submitted documentation was reviewed by **Carlos M. Utrera, P.E.**



[Handwritten Signature]
 /04/13/11

NOA No. 11-0222.07
 Expiration Date: April 21, 2016
 Approval Date: April 21, 2011
 Page 1

NOTICE OF ACCEPTANCE: EVIDENCE SUBMITTED

A. DRAWINGS

1. Drawing No. **SD10-034**, titled "BPA Claw & Strap", sheet 1 through 5 of 5, dated 02/18/11, prepared by DLG Engineering, Inc., signed and sealed by Wimal Suaris, P.E.

B. TESTS

1. Test reports on uplift test per ASTM D1761 of BPA Claws & Straps, prepared by Fenestration Testing Laboratory, Inc., Test Report No. **6438**, dated 02/03/11, signed and sealed by Marlin D. Brinson, P.E.

B. CALCULATIONS

1. Testing Calculations for BPA Claw & Strap, prepared by DLG Engineering, Inc., dated 02/18/11, signed and sealed by Wimal Suaris, P.E.

D. QUALITY ASSURANCE


1. Miami-Dade Building and Neighborhood Compliance Department (BNC)

E. MATERIAL CERTIFICATIONS

1. None.

F. STATEMENTS

1. Statement letter of code conformance to 2007 FBC, issued by DLG Engineering, Inc., dated 02/15/11, signed and sealed by Wimal Suaris, P.E.
2. Statement letter of no financial interest, issued by DLG Engineering, Inc., dated 02/15/11, signed and sealed by Wimal Suaris, P.E.



Handwritten signature of Carlos M. Utrera, P.E., dated 04/13/11.

Carlos M. Utrera, P.E.

Product Control Examiner

NOA No. 11-0222.07

Expiration Date: April 21, 2016

Approval Date: April 21, 2011

**BUILDING PERFORMANCE AMERICAS USA INC.
BPA CLAW & STRAP**

GENERAL NOTES:

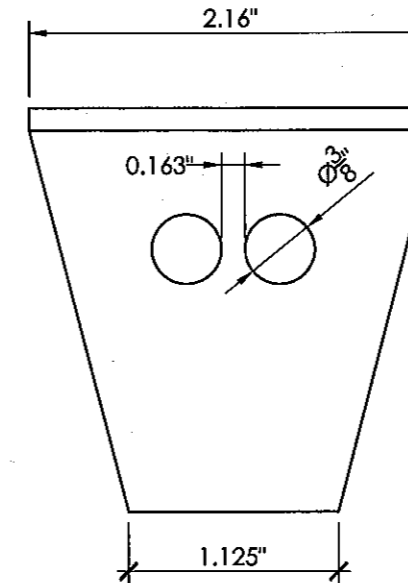
1. BPA CLAW & STRAP SHOWN ON THIS PRODUCT APPROVAL DOCUMENT (P.A.D.) HAS BEEN VERIFIED FOR COMPLIANCE IN ACCORDANCE WITH THE 2007 EDITION OF THE FLORIDA BUILDING CODE WITH THE 2009 SUPPLEMENTS. DESIGN WIND LOADS SHALL BE DETERMINED AS PER SECTION 1620 OF THE ABOVE MENTIONED CODE IN ORDER TO VERIFY THAT COMPONENTS AND ANCHORS ON THIS P.A.D., ARE NOT OVER STRESSED. THE BPA CLAW & STRAP ULTIMATE UPLIFT CAPACITY HAS BEEN VERIFIED AS PER FENESTRATION TESTING LABORATORY REPORT # 11-2729, IN ACCORDANCE WITH ASTM D1761-88 (SECTION 41-50) AS PER SECTION 1715.1.1 OF THE ABOVE MENTIONED CODE.
2. ALL SCREWS MUST BE OF APPROVED CORROSION RESISTANCE (ESPECIALLY RESPECTING COMPATIBILITY WITH THE GALVANIZED STEEL OF THE BPA CLAW & STRAP).
3. IT SHALL BE THE RESPONSIBILITY OF THE RESPONSIBLE DESIGN PROFESSIONAL TO VERIFY FBC COMPLIANCE OF THE STRUCTURE WHERE THE BPA CLAW & STRAP ARE TO BE ATTACHED.
4. BPA CLAW & STRAP INSTALLATION SHALL COMPLY WITH THE SPECIFICATIONS INDICATED IN THIS DRAWING, PLUS ANY BUILDING AND ZONING REGULATIONS PROVIDED BY THE JURISDICTION WHERE PERMIT IS APPLIED TO.
5. (A) THIS PRODUCT APPROVAL DOCUMENT (P.A.D.) PREPARED BY THIS ENGINEER IS GENERIC AND DOES NOT PROVIDE INFORMATION FOR A SITE SPECIFIC PROJECT.

(B) CONTRACTOR TO BE RESPONSIBLE FOR INSTALLATION INCLUDING LIFE SAFETY OF THIS PRODUCT BASED ON THIS PRODUCT APPROVAL DOCUMENT (P.A.D.), CONTRACTOR TO CONSULT DESIGN PROFESSIONAL IF THERE IS ANY DEVIATION FROM THE CONDITIONS DETAILED ON THIS DOCUMENT. CONSTRUCTION SAFETY AT SITE IS THE CONTRACTOR'S RESPONSIBILITY.

(C) SITE SPECIFIC PROJECTS SHALL BE PREPARED BY A FLORIDA REGISTERED ENGINEER OR ARCHITECT WHICH WILL BECOME THE DESIGNER OF RECORD.
6. THE MOUNTING POSITION OF THE STRAP TO BE AS SHOWN ON THE DETAILS. PLEASE NOTE THAT STRAPS COME IN A RIGHT-HANDED AND LEFT-HANDED CONFIGURATION.
7. BPA CLAW & STRAP MANUFACTURER'S LABEL SHALL BE PLACED ON A READILY AND VISIBLE LOCATION AT THE BPA CLAW.
8. ANY CODE COMPLIANT STRAPS RATED TO AT LEAST 990 LB DESIGN LOAD CAN BE USED WITH THE BPA CLAW.
9. A 1/3 INCREASE IN CAPACITY OF ANCHORS TO ACCOUNT FOR LOAD DURATION FOR WIND LOADING WAS USED FOR WOOD ONLY.

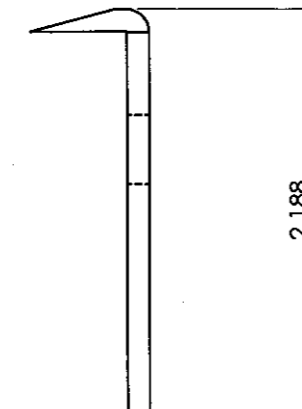
**ULTIMATE UPLIFT LOAD CAPACITY OF
THE BPA CLAW & STRAP IS 2980 LBS ***

* TO OBTAIN THE DESIGN UPLIFT LOAD CAPACITY OF THE ASSEMBLY, A FACTOR OF SAFETY OF NO LESS THAN THREE SHALL BE USED



FRONT VIEW OF CLAW


SCALE 1" = 1'-0"




SIDE VIEW OF CLAW

SCALE 1" = 1'-0"

Approved as complying with the
Florida Building Code
Date 04/21/2011
NOA# 11-0222-07
Miami Daily Product Control
By [Signature]



REVISIONS	

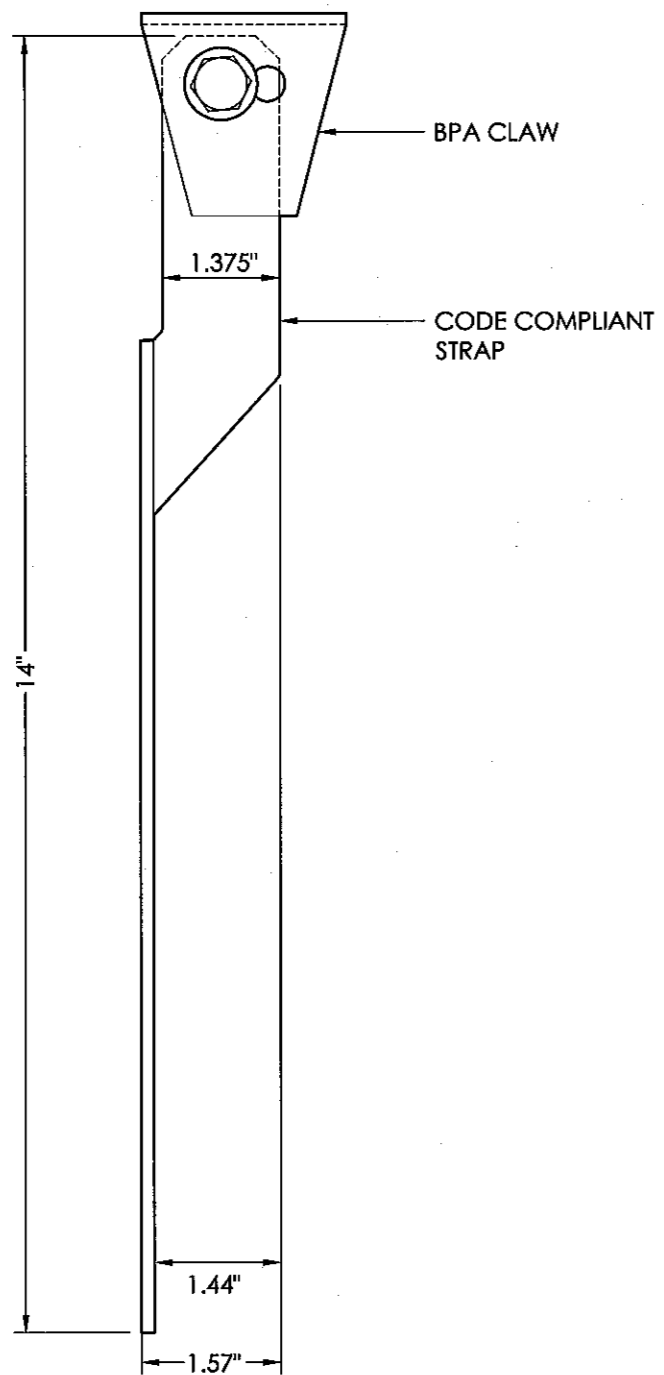


DLG ENGINEERING, INC.
GLAZING CONSULTANTS
P: 305 665-9089
F: 305 665-4672
DLGE@BELLSOUTH.NET

5631 SW 67th AVE.
SOUTH MIAMI, FL 33143
WWW.DLGENGINEERING.COM

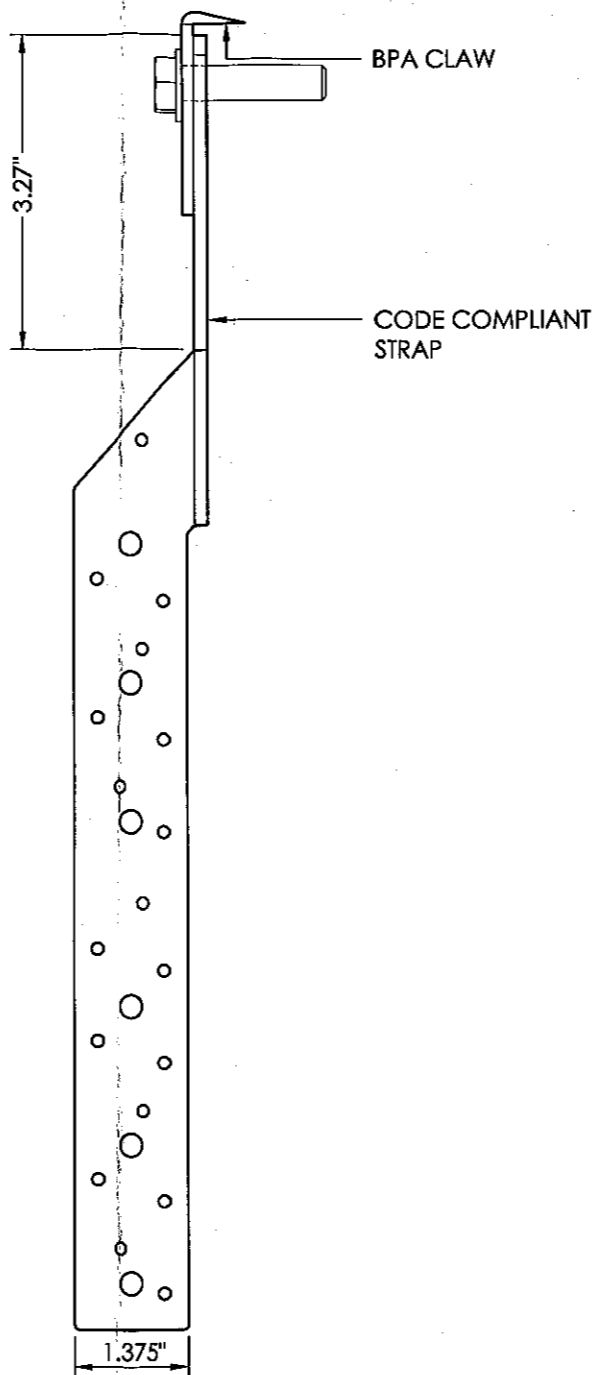
BPA CLAW & STRAP
BUILDING PERFORMANCE AMERICAS USA INC.
9415 DISCOVERY TERRACE, #202
BRADENTON, FL 34212
P: (345) 916 - 4568 F: (345) 945 - 2289

DATE	02-18-2011
SCALE	1"=1'-0"
DRAWN	JCC/JS
PROJECT	10-034
DRAWING NO.	SD10-034
SHEET	1 OF 5



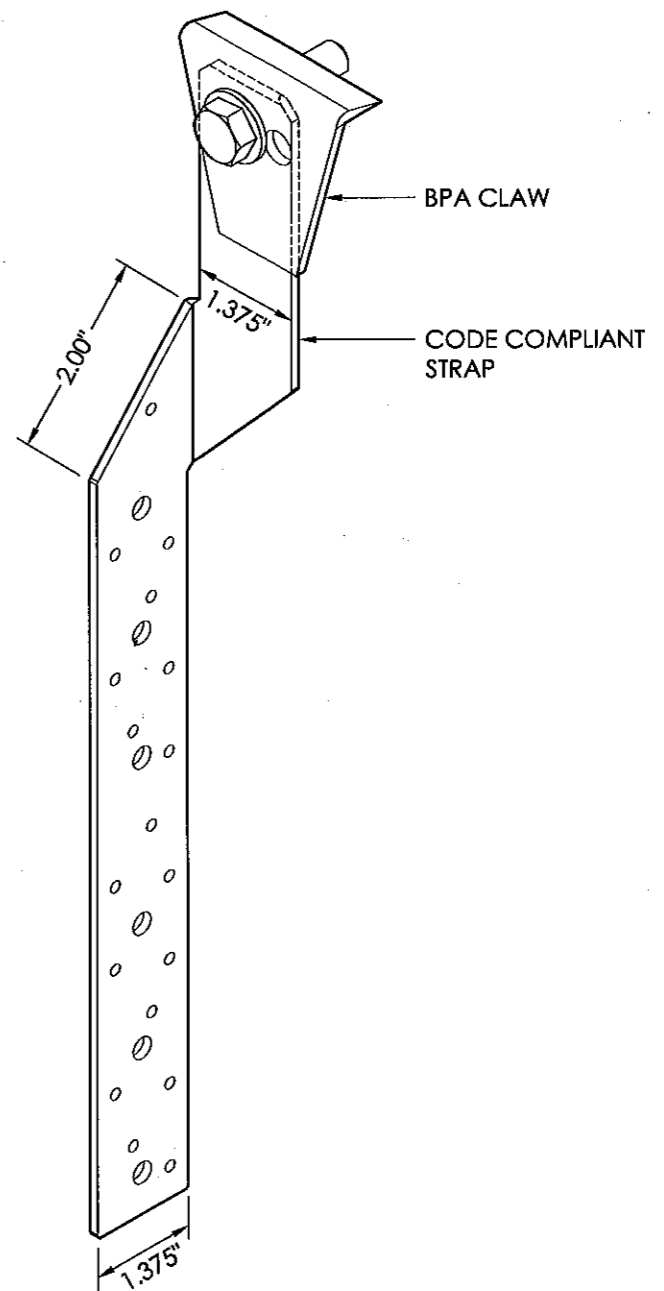
FRONT ELEVATION

SCALE 6' = 1'-0"



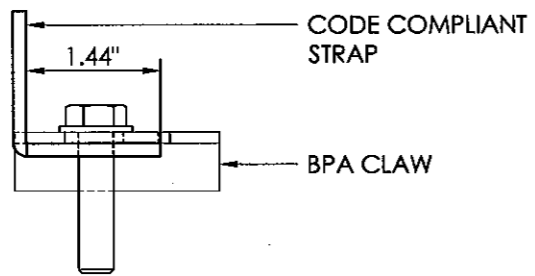
SIDE ELEVATION

SCALE 6' = 1'-0"



ISOMETRIC VIEW

SCALE 6' = 1'-0"




BOTTOM ELEVATION


SCALE 6' = 1'-0"

THE STRAP SHOWN ON THESE DRAWINGS IS RECOMMENDED; HOWEVER, ANY CODE COMPLIANT STRAP CAN BE USED WITH THE BPA CLAW PROVIDED IT COMPLY WITH GENERAL NOTE #8.

Approved as complying with the Florida Building Code
 Date 09/21/2011
 NOA# 11-0222-07
 Miami Dade Product Control
 By [Signature]



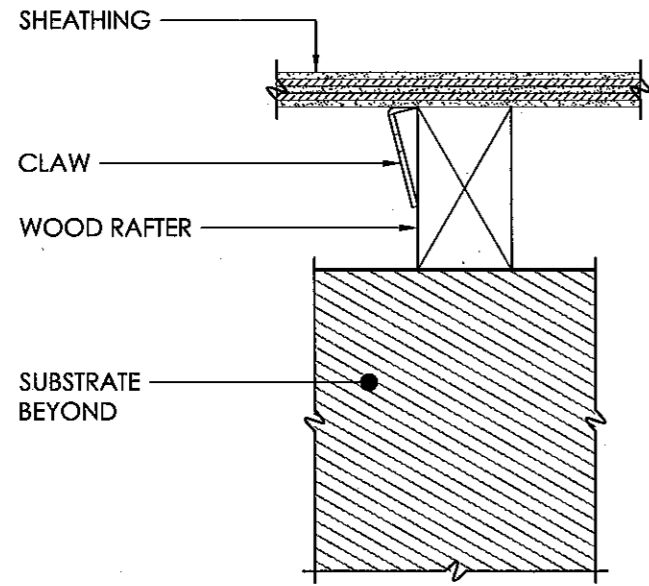
REVISIONS	



DLG ENGINEERING, INC.
 GLAZING CONSULTANTS
 5631 SW 67th AVE.
 SOUTH MIAMI, FL 33143
 WWW.DLGENGINEERING.COM
 P: 305 665-9089
 F: 305 665-4672
 DLGE@BELLSOUTH.NET

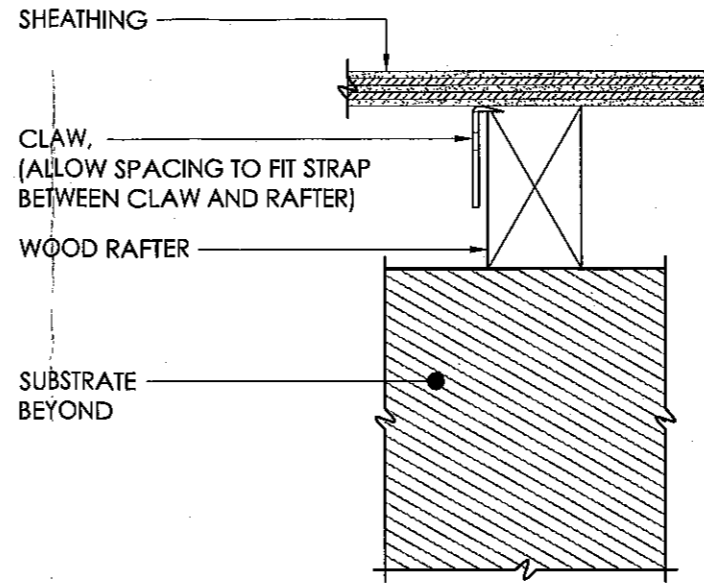
BPA CLAW & STRAP
 BUILDING PERFORMANCE AMERICAS USA INC.
 9415 DISCOVERY TERRACE, #202
 BRADENTON, FL 34212
 P: (345) 916 - 4568 F: (345) 945 - 2289

DATE	02-18-2011
SCALE	6' = 1'-0"
DRAWN	JCC/JS
PROJECT	10-034
DRAWING NO.	SD10 - 034
SHEET	2 OF 5



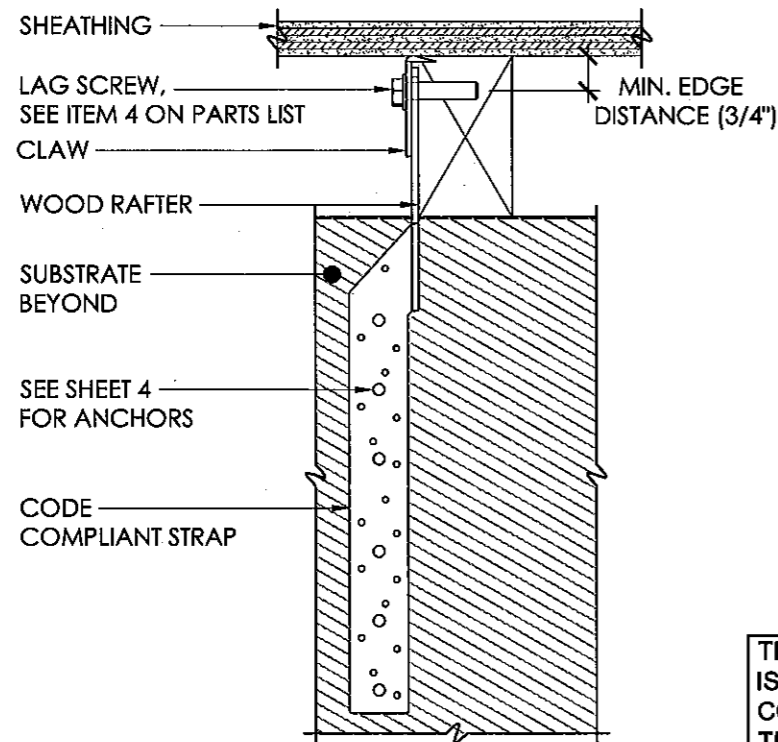
BEFORE BEING HAMMERED IN
BPA CLAW

SCALE 3" = 1'-0"



PARTIALLY HAMMERED IN
BPA CLAW

SCALE 3" = 1'-0"




COMPLETE SET-UP
BPA CLAW


SCALE 3" = 1'-0"

THE STRAP SHOWN ON THESE DRAWINGS IS RECOMMENDED; HOWEVER, ANY CODE COMPLIANT STRAP CAN BE USED WITH THE BPA CLAW PROVIDED IT COMPLY WITH GENERAL NOTE #8.

Approved as complying with the Florida Building Code
Date 04/21/2011
NOA# 11-0222-07
Miami Dade Product Control
By [Signature]



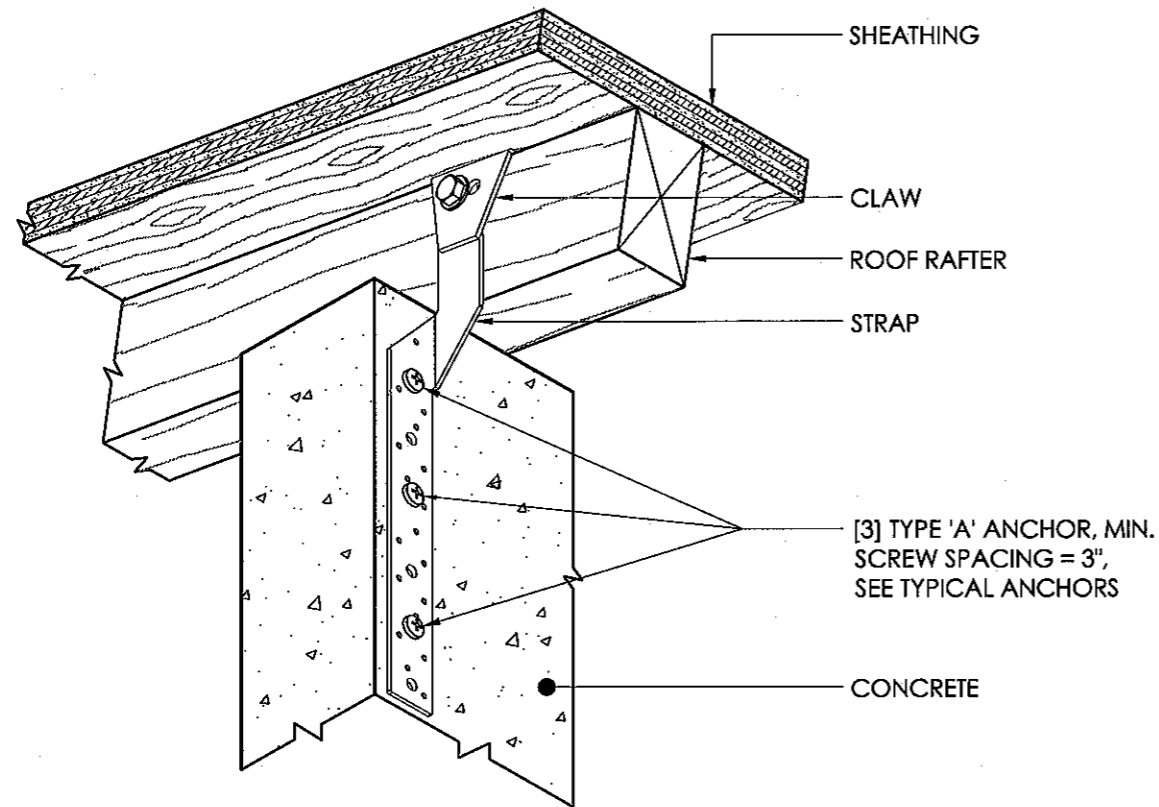
REVISIONS	



DLG ENGINEERING, INC.
GLAZING CONSULTANTS
6631 SW 67th AVE.
SOUTH MIAMI, FL 33143
P: 305 665-9089
F: 305 665-4672
WWW.DLGENGINEERING.COM
DLGE@BELLSOUTH.NET

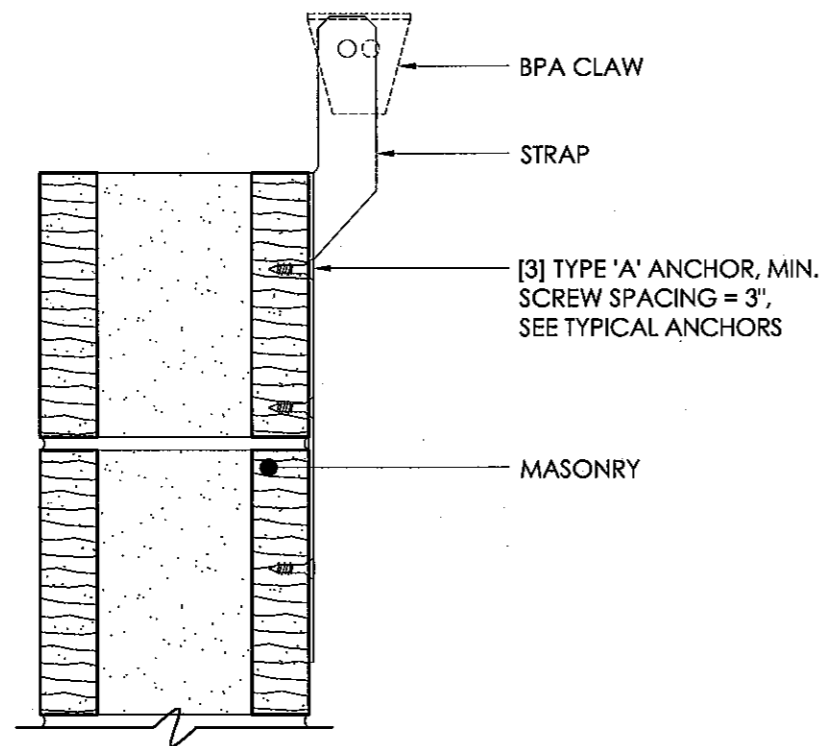
BPA CLAW & STRAP
BUILDING PERFORMANCE AMERICAS USA INC.
9415 DISCOVERY TERRACE, #202
BRADENTON, FL 34212
P: (345) 916 - 4568 F: (345) 945 - 2289

DATE	02 - 10 - 2011
SCALE	3"=1'-0"
DRAWN	JCO / JS
PROJECT	10 - 034
DRAWING NO.	SD10 - 034
SHEET	3 OF 5



TYPICAL INSTALLATION TO CONCRETE
ISOMETRIC VIEW FROM BELOW

SCALE 3" = 1'-0"



TYPICAL INSTALLATION TO MASONRY
FRONT VIEW

SCALE 3" = 1'-0"

TYPICAL ANCHORS

TYPE 'A' - **1/4" DIAMETER 'HILTI KWIK-CON II+' OR EQUIV.**
DIRECTLY INTO CONCRETE
1-3/4" MIN. EMBED INTO CONCRETE

DIRECTLY INTO MASONRY
1-3/4" MIN. EMBED INTO MASONRY

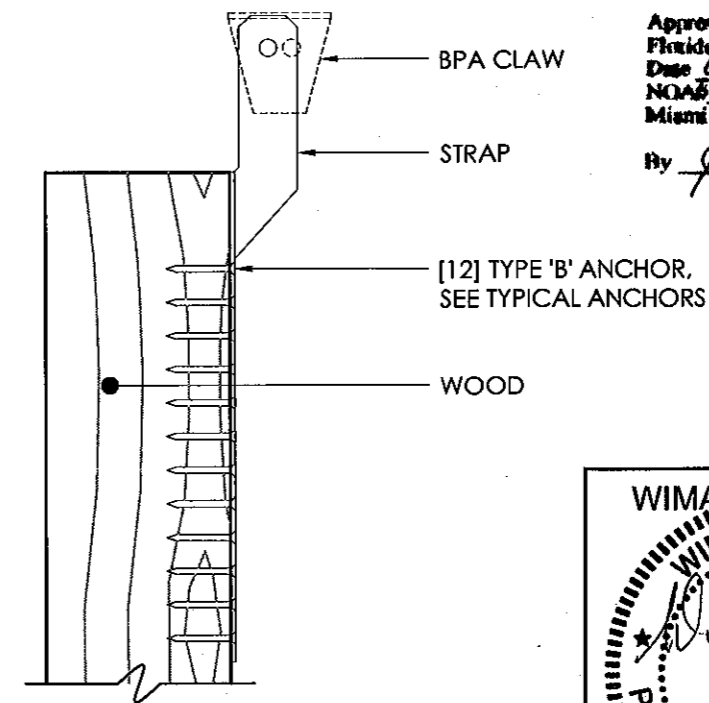
TYPE 'B' - **10d COMMON WIRE NAIL**
DIRECTLY INTO WOOD

TYPICAL EDGE DISTANCE
INTO CONCRETE = 1-1/2" MIN.
INTO MASONRY = 1-1/2" MIN.

CONCRETE f'c = 2000 PSI
C90 GRADE N HOLLOW BLOCK f'm = 1500 PSI

* ANCHOR EMBEDMENT SHALL BE BEYOND
WALL FINISHES OR STUCCO


THE STRAP SHOWN ON THESE DRAWINGS IS RECOMMENDED; HOWEVER, ANY CODE COMPLIANT STRAP CAN BE USED WITH THE BPA CLAW PROVIDED IT COMPLY WITH GENERAL NOTE #8.




TYPICAL INSTALLATION TO WOOD
FRONT VIEW

SCALE 3" = 1'-0"

Approved as complying with the
Florida Building Code
Date 04/21/2011
NOAS 11-0222.07
Miami Dade Product Control
By *[Signature]*



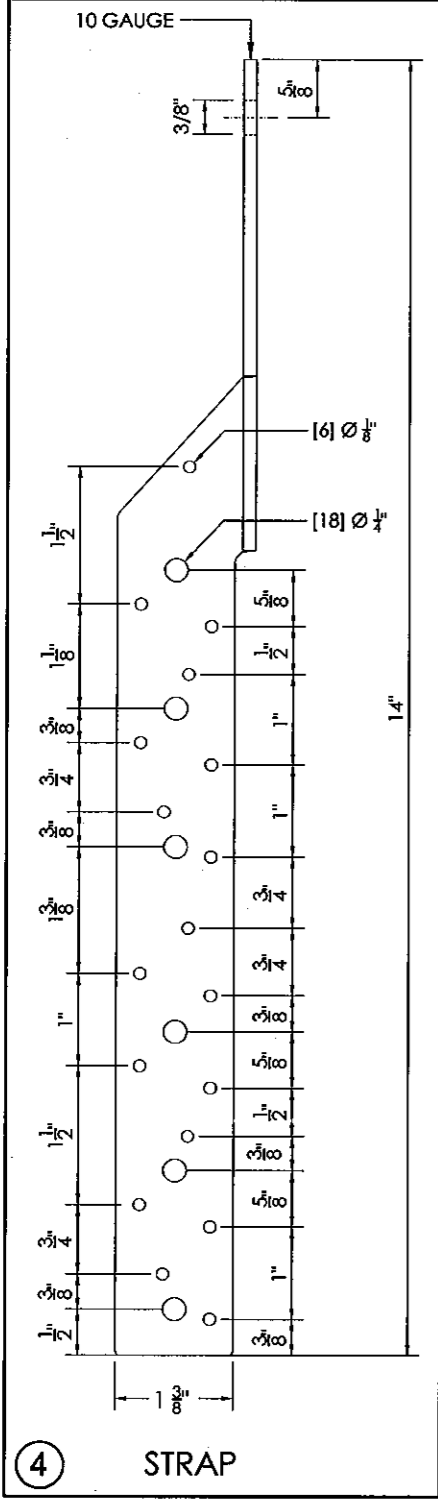
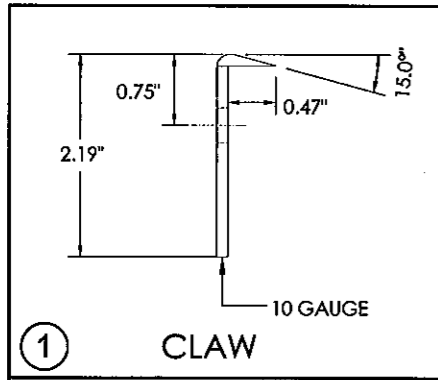
REVISIONS	



DLG ENGINEERING, INC.
GLAZING CONSULTANTS
5631 SW 67th AVE.
SOUTH MIAMI, FL 33143
P: 305 665-9089
F: 305 665-4672
WWW.DLGENGINEERING.COM
DLGE@BELL.SOUTH.NET

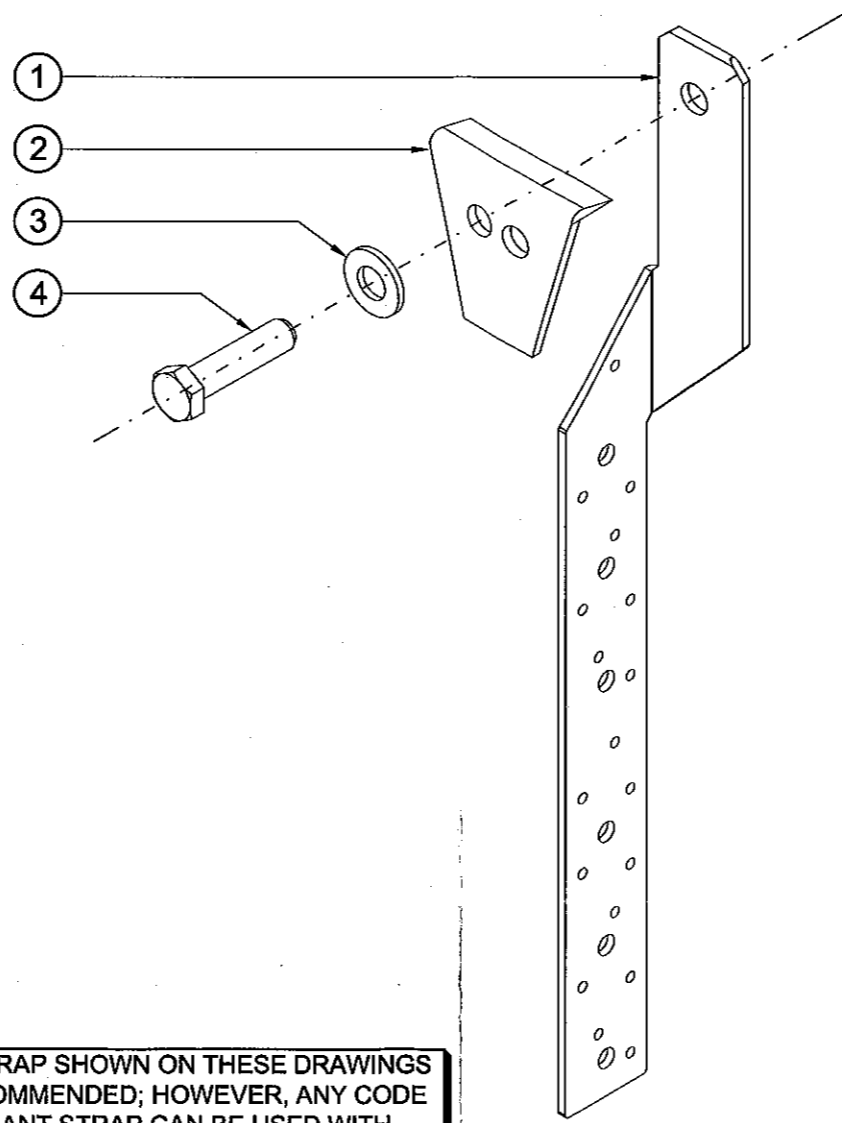
BPA CLAW & STRAP
BUILDING PERFORMANCE AMERICAS USA INC.
9415 DISCOVERY TERRACE, #202
BRADENTON, FL 34212
P: (345) 916 - 4568 F: (345) 945 - 2289

DATE	02-10-2011
SCALE	3" = 1'-0"
DRAWN	JCC / JS
PROJECT	10 - 034
DRAWING NO.	SD10 - 034
SHEET	4 OF 5




PARTS LIST

ITEM	QTY	PART NUMBER	MATERIAL	DESCRIPTION	MANU. / REMARKS
1	1	STRAP	G90 GALV.	CODE COMPLIANT STRAP	10 GAUGE
2	1	CLAW	1050 CARBON STEEL		10 GAUGE
3	1	3/8" I.D. WASHER	ST/ST		
4	1	Ø 3/8" BY 1-1/2" LAG SCREW	ST/ST		
5	3	Ø 1/4" HILTI KWIK-CON II+	ST/ST	SEEN TYPICAL ANCHORS, SHEET 4	OR EQUIVALENT
6	3	Ø 1/4" HILTI KWIK-CON II+	ST/ST	SEE TYPICAL ANCHORS, SHEET 4	OR EQUIVALENT
7	12	10d COMMON WIRE NAILS			




THE STRAP SHOWN ON THESE DRAWINGS IS RECOMMENDED; HOWEVER, ANY CODE COMPLIANT STRAP CAN BE USED WITH THE BPA CLAW PROVIDED IT COMPLY WITH GENERAL NOTE #8.

Approved as complying with the Florida Building Code
 Date: 04/21/2011
 NOA# 11-0222-07
 Miami Dade Product Control
 By: *[Signature]*



REVISIONS	



DLG ENGINEERING, INC.
 GLAZING CONSULTANTS
 5631 SW 67th AVE.
 SOUTH MIAMI, FL 33143
 P: 305 665-9089
 F: 305 665-4672
 WWW.DLGENGINEERING.COM
 DLGE@BELLSOUTH.NET

BPA CLAW & STRAP
 BUILDING PERFORMANCE AMERICAS USA INC.
 9415 DISCOVERY TERRACE, #202
 BRADENTON, FL 34212
 P: (345) 916 - 4568
 F: (345) 945 - 2289

DATE	02-18-2011
SCALE	NTS
DRAWN	JCC/JS
PROJECT	10-034

DRAWING NO.
SD10 - 034

SHEET
5 OF 5